


FAMILIAR MATERIAL, FRESH DESIGN




REIMAGINE: Discover strips of recycled materials in this kit and add your own from around the house to design a reclaimed weaving. Using the black fencing piece as your base, weave with the over-under method by feeding strips underneath, then over the top. Repeat that pattern or experiment with other weaving techniques like knots or loops until your creation feels finished.

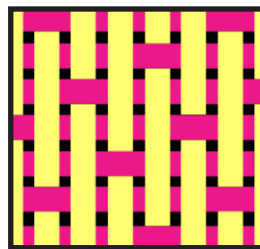
PLAIN WEAVE




TWILL WEAVE



SATIN WEAVE




BASKET WEAVE



IDEAS

1. Cut the image on the back of this sheet into strips and weave them into your creation!
2. Use zip ties to fasten a three-dimensional woven artwork.



WHAT TO DO ABOUT ALL THOSE PLASTIC SHOPPING BAGS?

There might be an artful solution to keep them out of landfills, like making them into plarn (plastic yarn) to use in your woven creations! Scan the QR code for a 'How To.'





Heidi Parkes, *Vignettes Quilt no. 1* (detail), 2021, mixed fabrics and thread, a scarf, vintage quilt blocks, hand embroidery, and feed sacks